




Enviro 950 TC

TWO-COMPONENT POLYURETHANE UV RESISTANT TRAFFICABLE COATING


Enviro 950 TC is a two-component 100% solids Aliphatic Polyurethane, UV coating, designed using the latest generation polyurethane technologies. Enviro 950 TC is designed to provide a durable, tough, topcoat for systems over concrete, and for areas of high wear. Enviro 950 TC is an integral component of the Enviro Trafficable Systems, where structures require waterproofing and experience vehicular traffic.

FEATURES AND BENEFITS

-  Flexible
-  UV resistant
-  Tough
-  Low VOC
-  Rapid curing

APPLICATION SOLUTIONS

Can be applied to suitably primed substrates including concrete, block, render, timber, fibre cement sheeting, cross laminated timber, glass reinforced concrete and particle board.

-  Car park decks
-  Loading bays
-  Marine
-  Multistorey buildings
-  Pontoons
-  Bridge decks
-  Balconies
-  Platforms

CLASSIFICATIONS

ASTM G154 UV resistant
Green Star Compliant – Design and As Built v1.2, Section 13.11

PRODUCT INFORMATION

Packaging: 10L kit - Part A 3.84L/Part B 5.96L/Colour Pack 0.525L.

Shelf life: Enviro 950 TC can be stored in its original sealed containers for 12 months. Once opened and resealed for later use, the shelf life could vary depending on storage conditions. Always check product quality before using after prolonged periods of storage.

Storage: Enviro 950 TC should be stored in dry conditions, where it is protected from direct sunlight and at temperatures between +5°C and +35°C.



COATINGS



Directions for Use

SUBSTRATE PREPARATION

All defective host substrate must be removed prior to application. Defective material includes cracked or structurally weakened surfaces and chloride contaminated and carbonated concrete. A concrete corrosion expert must be consulted for critical projects or structural applications. Host concrete must be roughened and aggregate exposed to ensure good bond. Removal of laitance is important to ensuring good bond. Shot-blasting, scarification, mechanical chipping or high-pressure water blasting may be used to achieve a recommended minimum CSP3 surface finish.

Apply Enviro Flex FC or Enviro 950 TC (and allow to cure), to all joints, cracks etc. prior to the application of Enviro 950 TC.

Enviro 950 TC is suitable for use on the following substrates:

- ④ New concrete - cured for min. 28 days under 4.5% moisture (gravimetric method)
- ④ Fibre cement sheets - walls (min. 6mm)
- ④ Renders and screeds - cured for min. 7 days under 4.5% moisture (gravimetric method)
- ④ Compressed fibre cement (min. 15mm)
- ④ Plasterboard walls - wet area grade only (min. 10mm)
- ④ Enviro HP1200 (contact Enviro systems for further information)
- ④ Enviro 900 (contact Enviro systems for further information)

NOTE: Substrate moisture content measured using gravimetric testing. As measured using Tramex CME 4 Moisture Meter.

PRIMING

NOTE: Substrate condition and other requirements will dictate primer selection. Ensure that the relevant data sheet is read in conjunction with the application.

COMPATIBLE PRIMERS

25°C - 55% RH	MINIMUM OVERCOATING TIME	MAXIMUM OVERCOATING TIME
Enviro Prime P2	4 hours	72 hours
Enviro Epoxy B	6 hours	72 hours
Enviro Epoxy B-LV	6 hours	72 hours
Enviro Prime 789	1 hour	24 hours
Enviro Shield is NOT a suitable primer		

Bare substrate:

Before applying Enviro 950 TC to the bare substrate, it is essential to apply the appropriate primer based on the substrate's characteristics. Both Enviro P2 Primer and Enviro Epoxy B are compatible with Enviro 950 TC and can be used accordingly.

COMPATIBLE MEMBRANES

25°C - 55% RH	MINIMUM OVERCOATING TIME	MAXIMUM OVERCOATING TIME
Enviro HP1200	10 min	3 hours
Enviro 700X	12 hours	48 hours

If the membrane overcoating is exceeded or the Enviro 950TC topcoat is to be applied on aged Enviro HP1200 or Enviro 700X, first abrade the surface and clean and activate using Enviro Thinner No. 1, apply Enviro Primer P2 then apply Enviro 950 TC within 3 days.

Directions for Use - Continued

APPLICATION

Begin by pouring the Enviro 950 TC color pack into Enviro 950 TC Part B. Mix for 3 minutes at 300 rpm. Then, add Part A to the mixture and continue mixing for another 3 minutes at 300 rpm. Allow the mixture to rest for 1 minute before use for optimal results. Use short nap (5-6 mm) mohair roller lint free. Do not apply in damp or wet conditions. Do not apply at low temperatures <math><5^{\circ}\text{C}</math>, as curing will be delayed.

NOTE: Allow each coat to sufficiently dry before proceeding to the next coat. A thicker coat will take longer to dry. Please see Coverage Rate table for further details. Minimum application requirements set forth by the NCC and relevant Australian Standards should be followed when applying Enviro systems products. General maintenance procedures and a regular inspection and maintenance plan must be adopted from the date of commissioning to identify and rectify localised point damage. In hot weather, avoid extremes and work in the morning or evening once substrate has cooled. Shade the work area, and keep product stored in cool conditions out of direct sunlight. In cold weather, keep all products stored out of the cold, especially products not intended to be frozen. Warming materials to around 30°C can help but products may react to the substrate temperature rapidly when applied. Use heated tents around work areas. In high humidity and wet weather, do not apply when rain is imminent. Check the forecasts. Use tents or protection to cover areas to be worked on.

CLEANING

For easy removal of Enviro 950 TC from tools and surfaces immediately clean with Enviro Thinner No. 8 before it has time to dry. Observe all OH&S and Safety Data Sheet information pertaining to safe usage and handling of solvents.

LIMITATIONS

Product must not be applied in rain or if wet weather is imminent. Do not apply to damp or contaminated surfaces or directly over protective coatings. Do not allow product to freeze.

Product Data

PHYSICAL PROPERTIES

PROPERTY	TEST METHOD	RESULTS
Volatile Organic Compounds (VOCs)	SCAQMD Method 304-91	77g/L
UV Resistance	ASTM G154 (UVB/313)	QUV 1000 hours
Volume Solids		100%
Shore D Hardness		50 - 70
Elongation		80%
Abrasion Resistance	H22	130mg average loss
Cure Time (Foot Traffic)	ASTM D4060	2 hours
Pot Life		30 - 35 minutes @ 25°C

COVERAGE RATE

TYPE	LITRES/m ² FOR EACH COAT	m ² /KIT FOR EACH COAT	WFT/COAT	NUMBER OF COATS	FINISHED DFT (2 COATS)
External Applications	0.23	40 - 50	220µm	2	440µm

NOTE: WFT = Wet Film Thickness. DFT = Dry Film Thickness. WFT Gauges are available from EnviroSystems upon request. Coverage dependent on weather and substrate conditions.

CURING TIME

TEMPERATURE	LIGHT FOOT TRAFFIC	MINIMUM RECOAT	MAXIMUM RECOAT	FULL CURE
10°C @ 50% RH	4 hours	4 hours	48 hours*	7 days
15°C @ 50% RH	3 hours	3 hours	24 hours*	7 days
25°C @ 50% RH	2 hours	2 hours	24 hours*	7 days

*If maximum recoat time was exceeded, abrade and reactivate with Enviro Thinner No. 1, apply Enviro Prime 789 then Enviro 950 TC topcoat within 1 to 24 hours.

OVERLAPPING ENVIRO 800 TC TOPCOAT

When Enviro 950 TC is to be applied on top of aged Enviro 800 TC, first abrade clean and activate the Enviro 800 TC surface using Enviro Thinner No. 1. Apply Enviro Prime P2. Apply Enviro 950 TC within 3 days.



Contact Enviro systems

NEW SOUTH WALES - HEAD OFFICE

Ground Floor, 295 Princes Highway, St Peters NSW 2044 | info@envirosystems.com.au

QUEENSLAND

Unit 3, 28 Burnside Road, Yatala QLD 4207 | info@envirosystems.com.au

VICTORIA

49 Wood Street, Thomastown VIC 3074 | info@envirosystems.com.au

WESTERN AUSTRALIA

78 Discovery Drive, Bibra Lake WA 6163 | perth@envirosystems.com.au

PHONE

1300 WATERPROOF (928 377)

HEALTH & SAFETY ADVICE

When using Enviro 950 TC always provides adequate ventilation and wear appropriate personal protection equipment (PPE) during use. Avoid contact with skin. Avoid breathing vapours. Wear protective eyewear. If inhalation effects occur, remove to fresh air. If discomfort persists, any breathing difficulties occur or if swallowed, seek medical attention. Refer to Safety Data Sheet for full details.

NOTE: Safety Data Sheets are available upon request.

KEEP OUT OF REACH OF CHILDREN

STATEMENT OF RESPONSIBILITY

The technical information and application advice given in this publication is based on the present state of our best knowledge. As the information herein is of a general nature, no assumption can be made as to a product's suitability for a particular use of application and no warranty as to accuracy, reliability or completeness either expressed or implied is given other than those required by Commonwealth or State Legislation. The owner, his representative or the contractor is responsible for checking the suitability of products for their intended use.

NOTE: Field service where provided, does not constitute supervisory responsibility. Suggestions made by Enviro systems either verbally or in writing may be followed, modified or rejected by the owner, engineer or contractor since they, and not Enviro systems are responsible for carrying out procedures appropriate to a specific

NOTE: All products manufactured by Enviro systems comply with the description and properties indicated in the technical data sheet that was current at the date of manufacture.