

# enviro

# SurfaPore





# AG

**PROTECTION FROM GRAFFITI,  
PERMANENT MARKERS & STAINS**



Enviro SurfaPore AG is a water based anti-graffiti coating for a wide range of polished and unpolished surfaces. It contains nano-sized particles that create an impermeable and invisible barrier by blocking even the finest pores on the substrate. Paint simply sits on the top of the coating and does not adhere to the surface.

## KEY BENEFITS

-  Protects surfaces from graffiti, permanent marker and stains
-  Minimal change to the natural appearance of the treated surface
-  Graffiti staining is easily cleaned with warm water and a brush
-  Long-lasting and semi-sacrificial coating repels graffiti up to 7 times without reapplication



SCAN FOR DATA SHEET

[www.envirosystems.com.au](http://www.envirosystems.com.au)

# PROTECTION FROM GRAFFITI, PERMANENT MARKER & STAINS

## TYPICAL USES & APPLICATION SURFACES

Enviro SurfaPore AG can be used as a protective coating against graffiti or permanent marker staining on a variety of surfaces such as painted and unpainted walls, marble, porcelain tiles, concrete and more.

## APPLICATION

On absorptive surfaces: Apply 2 coats of Enviro SurfaPore AG by using a spray gun, airless sprayer, brush or roller. The second coat should be applied approximately 2 hours after the first coat, and no more than 3 hours after the first application.

On non-absorptive surfaces: Apply 1 coat of Enviro SurfaPore AG by using a high-density foam roller, a HPLV (high-pressure, low-volume) spray gun or airless sprayer.

## REMOVING GRAFFITI

It is recommended to remove graffiti as soon as possible from the damaged surfaces. Cleaning with a stiff brush and warm water, or alternatively a steam cleaner is ideally recommended. Enviro SurfaPore AG will have to be re-applied after 5-7 graffiti removals for non-absorptive surfaces and 3-4 for absorptive surfaces.

## RESULTS



Application  
by brush.




Appearance after  
application.



Anti-graffiti effect on porous  
surface. Right side cleaned  
under hot water without  
scrubbing.

Anti-graffiti effect a marble surface.  
Left side treated with Enviro  
SurfaPore AG, right side untreated.

Bottom image cleaned under hot  
water without scrubbing.



## HOW TO PURCHASE

Phone: +61 2 8595 8699

Email: [info@envirosystems.com.au](mailto:info@envirosystems.com.au)

Web: [www.envirosystems.com.au](http://www.envirosystems.com.au)

**TRY ALSO** Enviro SurfaPore  
AG (Anti-Graffiti), SurfaPore G  
(Glass), SurfaPore H (Textiles),  
SurfaPore M (Marble), SurfaPore  
T (Tiles), & SurfaPore W (Wood).